

WATER LOSS CHART

Provided by your friends at VRI Environmental Services, Inc.

Below are some things that occur daily either intentionally or unintentionally that result in a loss of water.

Common Causes of Loss






Use	Gallons per Minute	Gallons per Month
Dripping Faucet	¼ GPM	10,800
Leaking Toilet	½ GPM	21,600
Drip Irrigation	1 GPM	43,200
Watering Garden for 2 hours	5 GPM	18,000
	10 GPM	36,000
Stuck Ice Maker	2 GPM	86,400
Stuck Check Valve in Washing Machine for 30 minutes	8 GPM	240
Stuck Float in Watering Trough	5 GPM	216,000
Broken Service Line		
1 Night	15 GPM	8,100
1 Day	15 GPM	21,600
1 Week	15 GPM	151,200
1 Month	15 GPM	648,000

Typical Usage

Use	Amount of Water
1 Bath	42 Gallons
30 Baths	1,260 Gallons
1 Shower	17 Gallons
30 Showers	510 Gallons
Running tap while brushing teeth	1.3 Gallons
Shaving	2 Gallons
Wash 1 load of clothes	45 Gallons
Wash 20 loads	900 Gallons
Run dishwasher	5-13 Gallons
Flush toilet	3 Gallons
15 flushes per day	900 Gallons/month
Hosing driveway	13-26.5 Gallons
Washing car with running hose	26.5-80 Gallons

UNREPAIRED LEAKS CAN BE COSTLY

Water loss as a result of a leak .63 cm diameter (1/4") can mean a loss of 14,952 gallons per day. If undetected for a period of 34 days, over ½ million gallons are lost, plus resultant water damage or underground water undercutting. The following table shows leak sizes and their approximate loss in gallons from a pressurized 60 psi pipeline. A pinhole leak can mean an average loss of 18,000 gallons of water per quarter, normal demand from the average family home.

Leak Through Opening of		Gallons per Month Wasted
1/4"		400,000
3/16"		225,000
1/8"		100,000
1/16"		25,000
1/32"		6,300

Pressure 60 lbs.